


KEY FEATURES

PRODUCT FEATURES:

- ☐ Electrically insulating
- ☐ Non-silicone, non-reactive, non-curing system with no resin-filler separation
- ☐ High thermal stability, with continuous operation up to 150°C
- ☐ High thermal conductivity
- ☐ Easy pick and place application (naturally sticky) without residue/mess
- ☐ Highly compressible to minimize contact resistance without high force and component stress



TECHNICAL SPECIFICATIONS

| Test | Description | Min | Max |
|---|---|---|-------------|
| Thermal Conductivity | ASTM D5470 | > 15 W/m*K | |
| Thermal Impedance vs Pressure * | ASTM D5470 | 0.99 °C-cm ² /W (0.153°C-inch ² /W) @10 psi 0.59 °C-cm ² /W (0.092 °C-inch ² /W) @30 psi | |
| Continuous Use Temperature | Thermexit In-House Method | -40°C | 150°C |
| Storage Temperature/Shelf Life | Thermexit In-House Method | 12 months when stored at 10-40°C | |
| Total Mass Loss/TGA | Thermal stability (TGA) | <0.2% @150°C | |
| Hardness | ASTM D2240 | 77 Shore 00 | 87 Shore 00 |
| Outgassing CVC (Collectible Volatile Condensable Materials) | ASTM E595 | 0.07 Wt. % | |
| Outgassing TML (Total Mass Loss) | ASTM E595 | 0.20 Wt.% | |
| Compression-Deflection ** | ASTM D5470/ASTM C165 | 17% at 30psi | |
| Electrical Resistance | ASTM D257, volume resistivity | 1x10 ¹⁴ Ohm-cm | |
| Dielectric Constant /Dielectric Loss | ASTM D150/Thermexit In-House Method | 4.73* / 0.009 @ 1MHz | |
| Dielectric Strength (Voltage Breakdown) | ASTM D149 | 200 (7875) Vac/mil (Vac/mm) | |
| Length*** | Major axis of the pad footprint, +/-10% | 5mm | 50mm |
| Width*** | Minor axis of the pad footprint, +/-10% | 5mm | 50mm |
| Thickness*** | Thickness of the pad, +/-10% | 0.5mm | 5mm |
| Density (Specific Gravity) | ASTM D0792 | 1.71 g/mL | |
| Standard Color | Thermexit In-House Method | White | |

*0.5mm thickness: additional data available, **2mm thickness; additional data available

***Standard length/width sizes are 20mm x 20mm or 50mm x 50mm. Refer to Product Variation Catalog for complete sizing list.

Disclaimer

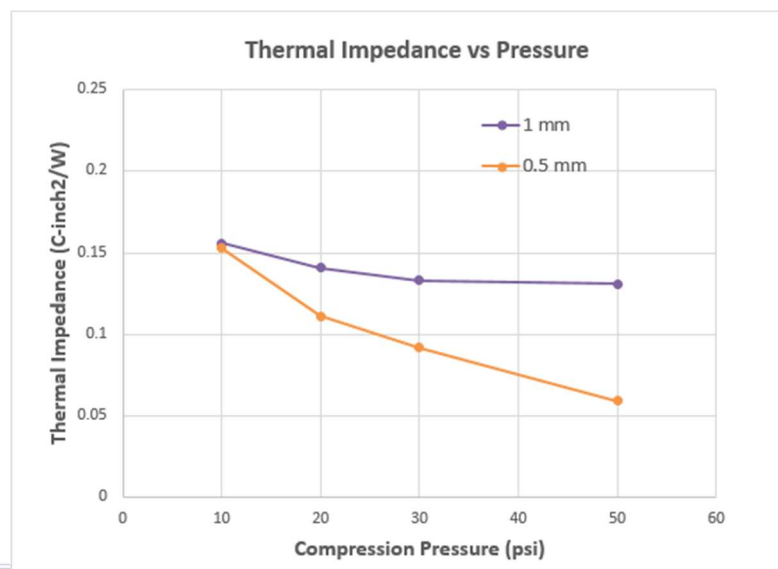
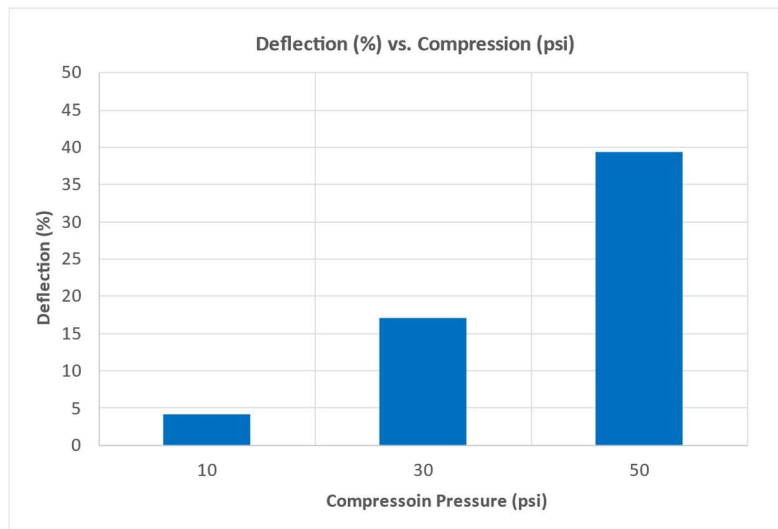
The information provided herein is correct to the best of Nanoramic's knowledge, but is provided for discussion purposes only. The information along with the price and availability of any product are subject to change without notice. Nanoramic shall not be liable for any errors, facts, or opinions. Customers must satisfy themselves as to the suitability of this product for their application. Nanoramic is not responsible for any loss as a result of any person placing reliance on anything contained herein.


Thermexit™

TYPICAL APPLICATIONS

MARKET APPLICATIONS

- ☰ Consumer electronics
- ☰ Power supplies
- ☰ Automotive electronics
- ☰ LED, LCD and optical displays
- ☰ Motor controls
- ☰ High power density semiconductors
- ☰ Batteries or energy storage devices



Disclaimer

The information provided herein is correct to the best of Nanoramic's knowledge, but is provided for discussion purposes only. The information along with the price and availability of any product are subject to change without notice. Nanoramic shall not be liable for any errors, facts, or opinions. Customers must satisfy themselves as to the suitability of this product for their application. Nanoramic is not responsible for any loss as a result of any person placing reliance on anything contained herein.

| | |
|--------------|------------|
| Rev Number | 27 |
| Last Updated | 06/23/2021 |